

Scaled data based on original data using
LM-79-08 Approved Method: Electrical and Photometric Measurements of Solid-
State Lighting Products

Test Report Prepared for
Cooper Lighting Solutions
(formerly Eaton)

Brand: STREETWORKS

Report Number: P383386

Luminaire Tested: **GAN-SA7A-735-U-AFL**

Issue Date: 3/3/2020

Test Information

Test Method: LM-79-08
Report Number: P383386
TEST IS SCALED FROM IESNA LM-79-08 TEST DATA (G2-1903-205-29)
Test Lab: INNOVATION CENTER
Issue Date: 3/3/2020
Manufacturer: COOPER LIGHTING SOLUTIONS (FORMERLY EATON)
Product Line: STREETWORKS
Catalog Number: GAN-SA7A-735-U-AFL
Description: GALLEON AREA AND ROADWAY LUMINAIRE
(7) 70 CRI, 3500K, 615mA LIGHTSQUARES WITH 16 LEDS EACH AND AUTOMOTIVE
FRONTLINE OPTICS
Light Source: -
Ballast/Driver: ELECTRONIC DRIVER

Summary

Lumens per Lamp: N/A
Luminaire Lumens: 31502.2 lumens
Efficiency: N/A
Efficacy: 139.4 lumens/watt
Luminous Opening: Rectangular (W 2' x L: 1' x H: 0')
IES Classification: Type II - Short
BUG Rating: B3 - U0 - G3

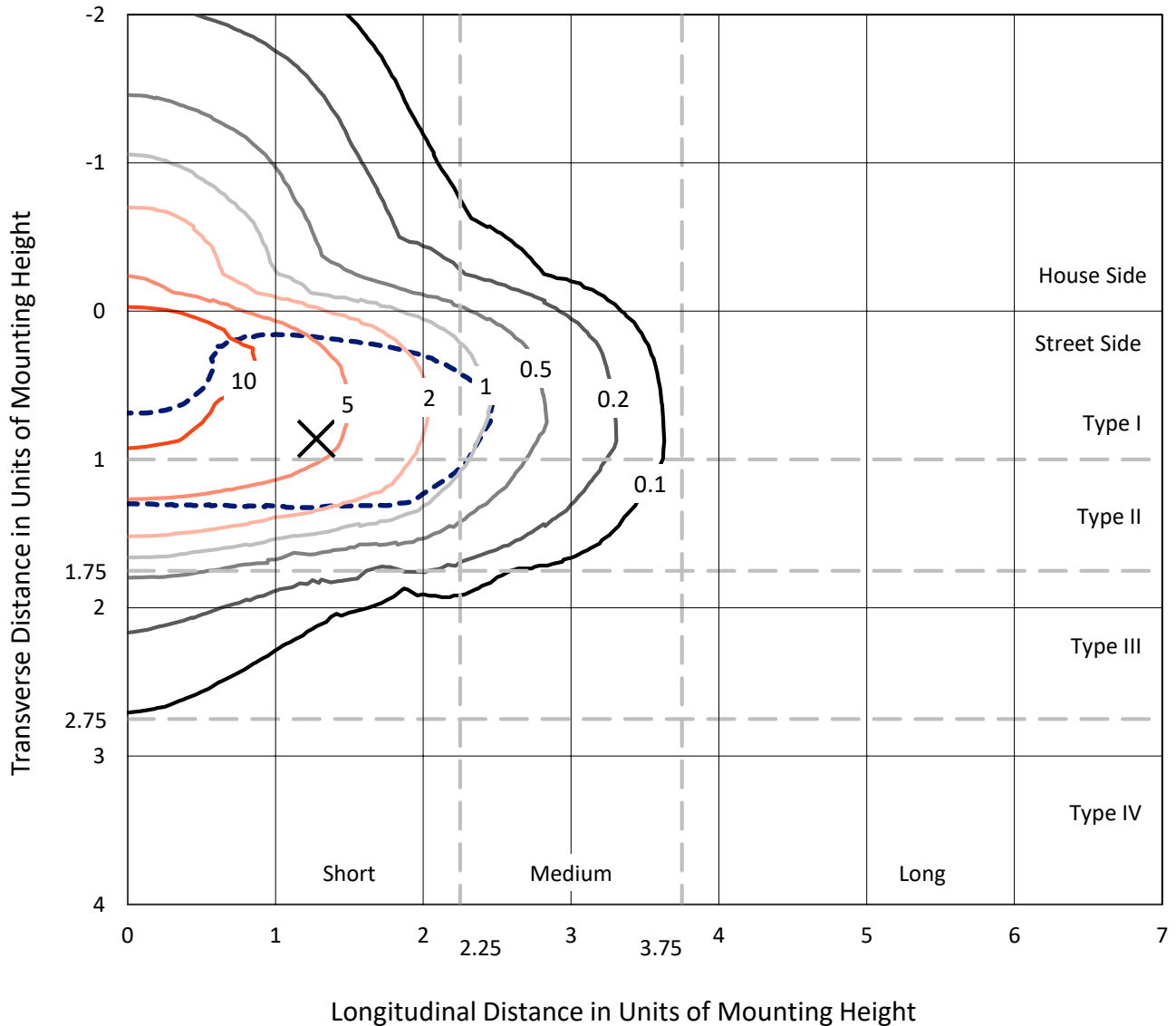
Input Watts (W): 226
Input Voltage (V): NR
Input Current (Ain): NR
Voltage Rise (V): NR
Power Factor: NR
Total Harmonic Distortion (THDi): NR
Frequency (hertz): 60
Stabilization Time: NR
Operation Time: NR
Ambient Temperature (°C): NR
Test Distance: 24 FT



REPORT NUMBER: P383386
 CATALOG NUMBER: GAN-SA7A-735-U-AFL

Iso-Footcandle Lines of Horizontal Illumination

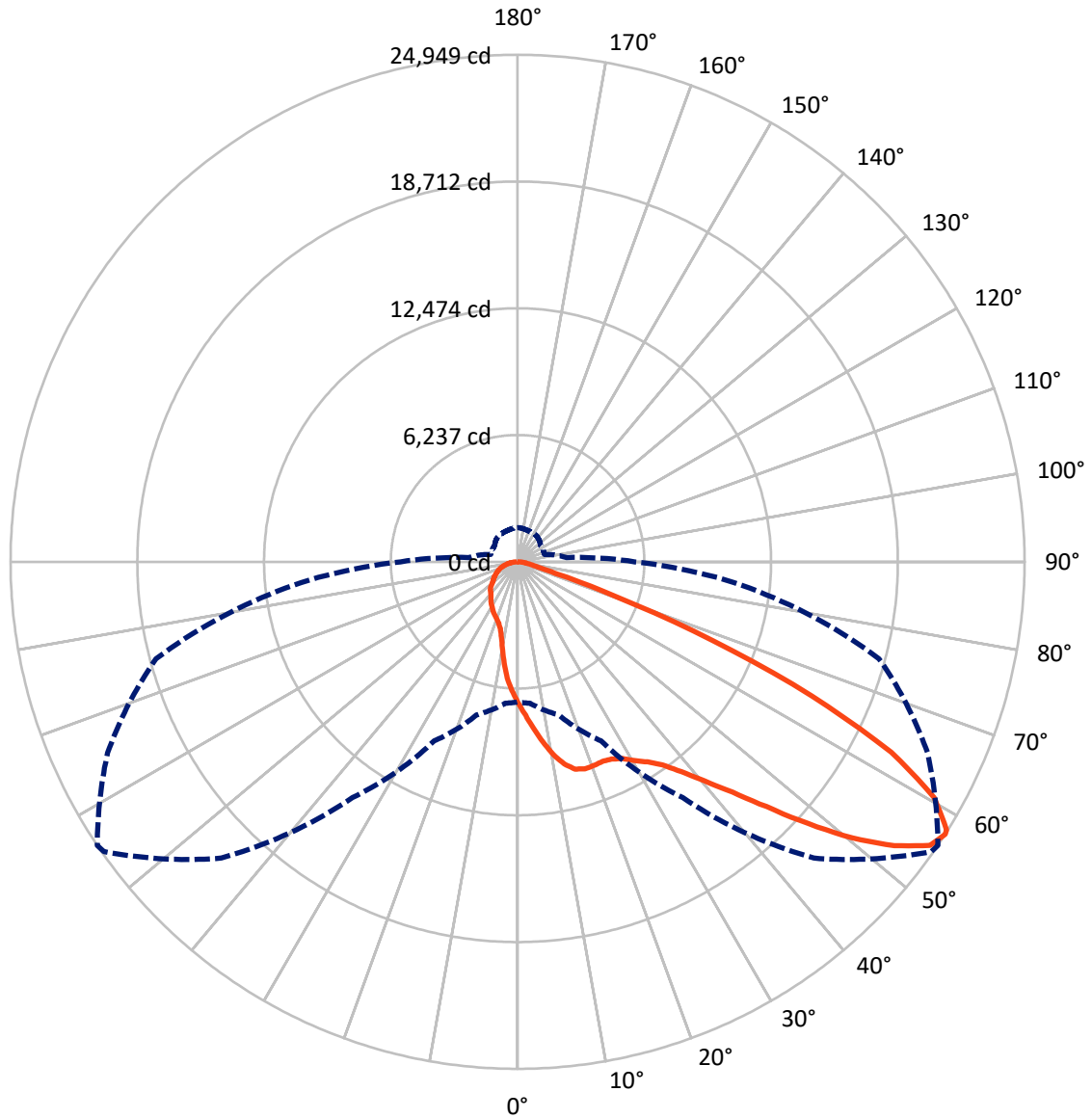
✕ Max cd
 - - - 1/2 Max cd



Based on 25 foot mounting height. Maximum calculated value = 15.5 fc
 Type II - Short - N/A

REPORT NUMBER: P383386
CATALOG NUMBER: GAN-SA7A-735-U-AFL

Luminous Intensity Polar Plot



— Vertical Plane Through 56-Deg Lateral - - - Horizontal Cone Through 57-Deg Vertical

REPORT NUMBER: P383386
 CATALOG NUMBER: GAN-SA7A-735-U-AFL

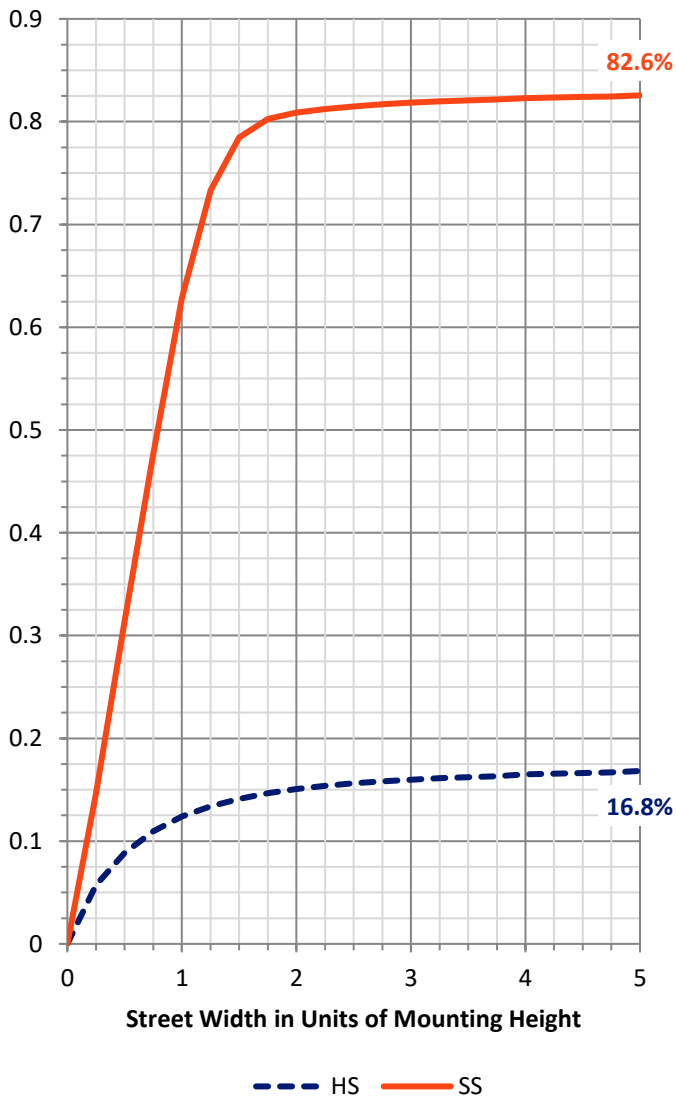
FLUX DISTRIBUTION:

		Downward	Upward	Total
House Side	Lumens	5430.3	0.0	5430.3
	% Fixture	17.2	0.0	17.2
Street Side	Lumens	26071.9	0.0	26071.9
	% Fixture	82.8	0.0	82.8
Total	Lumens	31502.2	0.0	31502.2
	% Fixture	100.0	0.0	100.0

ZONAL LUMENS:

Zone	Lumens	% Fixture
0°-10°	667.5	2.1
10°-20°	1887.0	6.0
20°-30°	3073.6	9.8
30°-40°	4594.7	14.6
40°-50°	6969.3	22.1
50°-60°	7811.3	24.8
60°-70°	4613.7	14.6
70°-80°	1511.6	4.8
80°-90°	373.5	1.2
90°-100°	0.0	0.0
100°-110°	0.0	0.0
110°-120°	0.0	0.0
120°-130°	0.0	0.0
130°-140°	0.0	0.0
140°-150°	0.0	0.0
150°-160°	0.0	0.0
160°-170°	0.0	0.0
170°-180°	0.0	0.0
0°-90°	31502.2	100.0
0°-180°	31502.2	100.0

Coefficient of Utilization

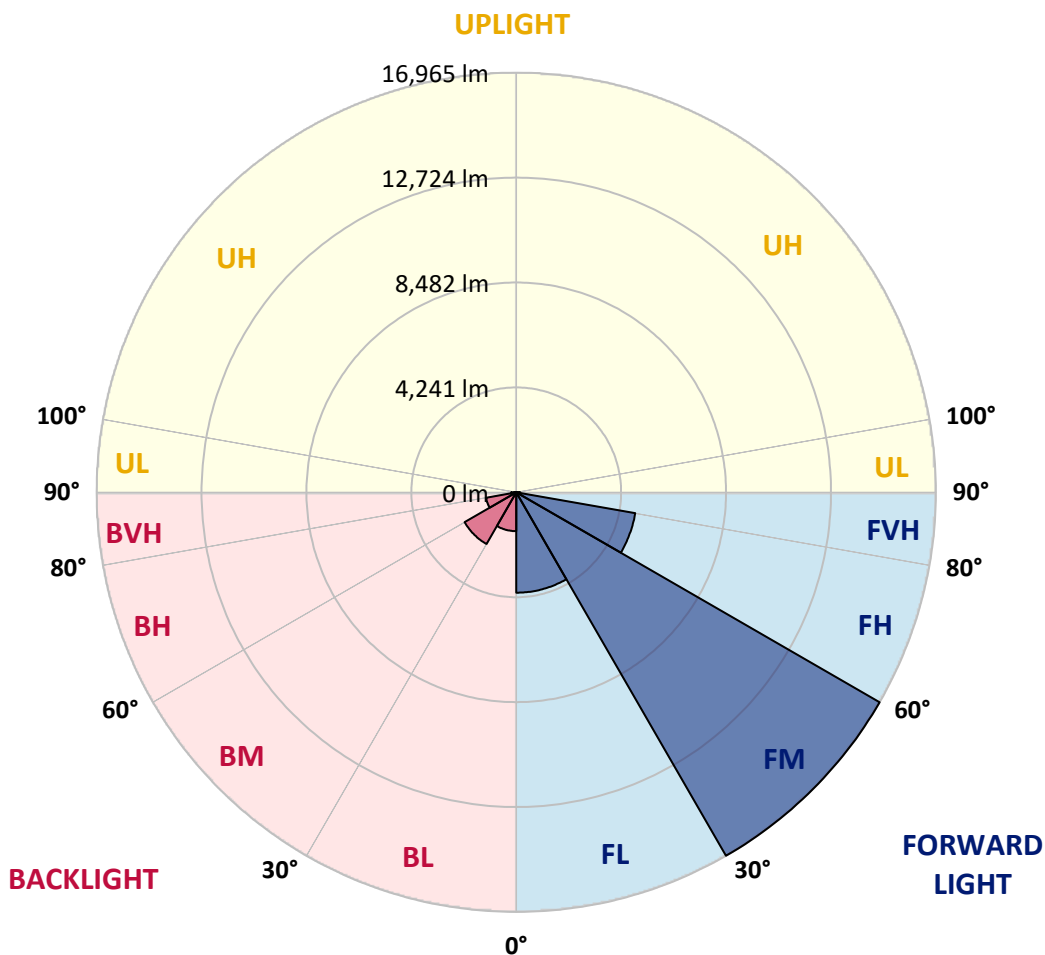


REPORT NUMBER: P383386
 CATALOG NUMBER: GAN-SA7A-735-U-AFL

LUMINAIRE CLASSIFICATION SYSTEM LUMEN TABLE AND BUG RATING:

Zone	Lumens	% Fixture	Zone Rating/Lumen Limit		
			B	U	G
FL (0°-30°)	4058.0	12.9			
FM (30°-60°)	16965.0	53.9			
FH (60°-80°)	4884.5	15.5			G2/5000
FVH (80°-90°)	164.4	0.5			G2/225
BL (0°-30°)	1570.2	5.0	B3/2500		
BM (30°-60°)	2410.3	7.7	B2/2500		
BH (60°-80°)	1240.8	3.9	B3/2500		G3/2500
BVH (80°-90°)	209.0	0.7			G2/225
UL (90°-100°)	0.0	0.0		U0/0	
UH (100°-180°)	0.0	0.0		U0/0	

BUG Rating: B3-U0-G3
 Type II Short





REPORT NUMBER: P383386

CATALOG NUMBER: GAN-SA7A-735-U-AFL

CANDELA DISTRIBUTION (FULL):

	0°	5°	15°	25°	35°	45°	55°	56°	65°	75°	85°
0°	6987.2	6987.2	6987.2	6987.2	6987.2	6987.2	6987.2	6987.2	6987.2	6987.2	6987.2
2.5°	8023.2	8096.9	8064.4	7951.8	7865.2	7742.8	7606.5	7565.3	7421.4	7260.0	7066.3
5°	9293.2	9256.3	9203.3	9027.9	8842.8	8627.3	8285.3	8231.2	7910.7	7545.8	7160.4
7.5°	10016.4	10013.1	9981.7	9878.9	9710.0	9428.5	9016.0	8952.2	8468.2	7881.5	7283.9
10°	9911.4	9903.7	9955.7	10062.9	10113.8	10055.3	9707.8	9643.9	9049.6	8252.8	7426.8
12.5°	9314.8	9319.2	9402.5	9627.7	9934.1	10302.2	10245.9	10214.5	9652.6	8672.8	7599.9
15°	8850.4	8860.1	8926.2	9122.1	9483.7	10151.7	10572.8	10583.7	10236.1	9136.2	7802.5
17.5°	8646.8	8667.4	8697.8	8835.3	9166.5	9851.8	10650.8	10709.3	10747.2	9616.9	7997.2
20°	8711.8	8731.3	8740.0	8827.6	9099.4	9669.9	10596.6	10701.6	11139.1	10069.4	8192.1
22.5°	9003.0	9015.0	9020.4	9043.1	9254.2	9721.9	10561.0	10671.3	11422.6	10475.4	8339.4
25°	9485.9	9477.2	9442.5	9413.4	9555.2	9927.6	10643.2	10748.2	11653.3	10843.5	8435.7
27.5°	10064.0	10053.2	9986.1	9906.0	9987.1	10248.0	10880.3	10963.7	11860.1	11187.8	8484.4
30°	10758.0	10729.8	10603.2	10507.9	10539.3	10728.7	11271.1	11346.9	12179.4	11578.6	8532.1
32.5°	11560.1	11529.9	11346.9	11188.8	11188.8	11346.9	11673.9	11736.7	12450.0	12020.3	8609.0
35°	12564.8	12527.0	12288.8	12023.6	11948.9	12029.0	12222.7	12267.1	12937.2	12576.7	8748.6
37.5°	13749.3	13698.3	13389.8	13034.7	12871.2	12866.9	13006.5	13097.5	13715.6	13307.5	8985.7
40°	14936.9	14901.1	14631.5	14352.3	14031.8	13929.0	14144.3	14172.6	14733.4	14214.8	9288.8
42.5°	15854.9	15848.4	15798.6	15835.5	15507.4	15299.6	15468.4	15491.2	15976.1	15196.7	9611.4
45°	16339.9	16350.7	16592.2	17127.0	17248.3	17096.7	17180.1	17186.5	17396.6	16187.3	9907.0
47.5°	15951.3	16007.5	16618.2	17814.5	18807.2	19310.6	19172.1	19252.2	18773.7	17038.2	10138.7
50°	14436.7	14506.0	15545.3	17508.1	19534.7	21453.1	21380.6	21362.2	19884.4	17661.8	10264.3
52.5°	12560.5	12614.6	13472.0	15915.6	19001.0	22637.5	23303.3	23208.0	20871.8	18128.4	10288.1
55°	9703.5	9788.0	10609.7	12737.0	16842.3	22185.0	24717.2	24631.7	21771.4	18373.1	10260.0
57°	6898.4	6987.2	7803.5	9720.8	14168.2	20618.4	24858.0	24948.9	22257.5	18414.2	10291.4
57.5°	6155.8	6246.7	7055.4	8917.5	13334.5	20052.2	24736.7	24888.3	22345.2	18407.8	10308.7
60°	3099.5	3134.2	3649.5	4977.9	8429.3	16211.1	23155.0	23545.8	22424.2	18089.4	10383.4
62.5°	1927.1	1902.1	1885.9	2293.0	4101.0	10750.3	19890.9	20643.3	20911.8	17318.6	10202.6
65°	1694.3	1647.7	1469.1	1436.6	1811.2	5221.4	14979.1	15915.6	17680.2	16103.9	9771.7
67.5°	1591.5	1546.0	1344.6	1223.4	1224.4	2070.0	9299.6	10354.2	13773.0	14050.2	8755.2
70°	1485.4	1444.2	1255.8	1112.9	1042.6	1146.5	4278.5	5078.5	8978.2	11043.8	7317.4
72.5°	1349.0	1320.7	1142.2	994.9	920.2	858.5	1638.0	1934.6	5197.7	7417.0	5081.8
75°	1206.1	1180.1	1027.4	886.6	795.7	675.6	922.4	993.9	2640.5	3794.6	2502.0
77.5°	1049.0	1033.9	913.8	783.8	711.2	559.7	652.8	687.5	1132.4	1627.1	1254.8
80°	834.7	863.9	799.0	698.3	631.1	448.2	462.2	485.1	659.3	794.6	712.4
82.5°	543.5	594.3	625.7	567.3	519.6	353.0	332.4	342.1	429.8	485.1	309.6
85°	226.3	254.4	411.4	371.3	345.3	257.7	223.0	227.4	266.3	276.1	126.7
87.5°	100.7	107.2	180.8	170.0	146.2	88.8	95.3	104.0	141.8	134.2	48.7
90°	0.0	0.0	0.0	0.0	0.0	0.0	0.0	0.0	0.0	0.0	0.0



REPORT NUMBER: P383386

CATALOG NUMBER: GAN-SA7A-735-U-AFL

CANDELA DISTRIBUTION (continued):

	90°	95°	105°	115°	125°	135°	145°	155°	165°	175°	180°
0°	6987.2	6987.2	6987.2	6987.2	6987.2	6987.2	6987.2	6987.2	6987.2	6987.2	6987.2
2.5°	6993.7	6902.8	6746.8	6574.8	6434.0	6321.4	6207.7	6129.8	6038.9	5990.1	5965.3
5°	6999.1	6820.5	6492.4	6155.8	5854.8	5579.8	5317.8	5116.4	4928.1	4826.3	4798.1
7.5°	7021.8	6753.3	6222.8	5668.6	5133.8	4645.5	4268.7	4032.8	3862.8	3787.0	3765.3
10°	7040.3	6674.4	5889.4	5068.8	4341.3	3846.5	3554.2	3422.1	3363.7	3353.9	3344.2
12.5°	7083.6	6593.1	5538.7	4443.0	3725.3	3383.2	3281.4	3272.7	3289.0	3312.8	3312.8
15°	7151.8	6513.0	5138.1	3906.1	3333.4	3213.2	3233.8	3281.4	3325.8	3362.6	3368.0
17.5°	7201.6	6414.5	4707.2	3476.3	3124.4	3156.9	3230.5	3297.7	3343.1	3378.8	3382.1
20°	7237.3	6261.9	4247.1	3148.3	3004.2	3104.9	3197.0	3256.5	3287.9	3323.7	3329.1
22.5°	7218.8	6057.2	3839.0	2913.3	2906.8	3029.2	3116.9	3188.3	3164.5	3129.8	3152.5
25°	7130.1	5775.8	3418.9	2737.9	2804.0	2927.4	3035.6	2988.0	2907.9	2892.7	2901.4
27.5°	6972.1	5416.3	3030.2	2575.5	2684.9	2833.2	2826.7	2779.1	2751.0	2731.5	2743.3
30°	6802.1	5026.6	2690.3	2433.8	2552.8	2675.1	2650.3	2649.1	2621.0	2589.6	2604.8
32.5°	6634.3	4634.6	2420.7	2316.8	2453.2	2469.4	2523.6	2539.8	2484.6	2418.6	2414.2
35°	6488.1	4264.4	2216.2	2210.7	2333.1	2335.2	2414.2	2391.5	2254.0	2185.8	2185.8
37.5°	6378.8	3895.3	2060.2	2115.5	2175.0	2231.2	2271.3	2177.1	2154.4	2116.5	2115.5
40°	6331.2	3570.4	1962.8	2042.9	2063.5	2134.9	2032.1	2068.9	2079.7	2060.2	2060.2
42.5°	6281.3	3287.9	1878.4	1987.6	1984.5	1974.7	1922.7	1970.3	2013.6	2014.8	2011.5
45°	6231.5	3044.3	1803.7	1869.7	1915.2	1810.1	1819.9	1870.7	1931.4	1953.1	1953.1
47.5°	6176.3	2851.7	1735.5	1745.2	1815.6	1745.2	1737.6	1776.6	1848.0	1882.7	1890.2
50°	6055.1	2678.4	1657.5	1635.8	1655.4	1679.1	1685.6	1704.1	1783.1	1838.3	1851.3
52.5°	5887.3	2523.6	1557.9	1535.2	1535.2	1625.0	1655.4	1660.8	1727.8	1793.9	1806.9
55°	5747.6	2425.1	1455.1	1450.7	1446.4	1567.6	1619.6	1628.3	1674.8	1726.8	1733.2
57°	5757.3	2417.5	1376.0	1380.4	1379.2	1509.2	1586.1	1604.4	1628.3	1672.7	1680.2
57.5°	5762.7	2422.9	1358.7	1360.8	1359.8	1492.9	1576.3	1596.9	1615.3	1661.8	1669.4
60°	5844.0	2436.9	1288.3	1264.5	1269.9	1406.4	1521.0	1547.0	1558.9	1620.7	1630.4
62.5°	5723.8	2374.1	1232.0	1174.7	1174.7	1315.3	1444.2	1485.4	1503.8	1587.1	1603.4
65°	5375.2	2197.7	1166.0	1072.9	1083.7	1224.4	1352.1	1419.3	1447.4	1551.4	1568.7
67.5°	4837.2	1993.1	1095.6	981.9	992.8	1129.1	1256.9	1329.4	1373.8	1512.5	1526.5
70°	4136.6	1743.0	1000.3	885.6	898.6	1025.3	1144.3	1226.6	1292.6	1475.6	1479.9
72.5°	3049.7	1429.1	867.2	779.5	793.6	904.0	1030.7	1126.0	1214.7	1383.6	1381.4
75°	1813.4	1117.3	719.9	672.3	682.1	784.9	927.8	1043.6	1176.8	1347.9	1368.4
77.5°	1100.0	841.2	586.8	562.9	574.9	679.8	854.2	977.6	1160.5	1271.0	1264.5
80°	664.8	600.8	468.8	453.6	465.5	581.4	790.3	927.8	1014.5	1085.9	1085.9
82.5°	347.6	367.0	344.3	332.4	348.6	472.0	718.9	809.8	896.4	769.7	718.9
85°	141.8	191.6	208.9	207.8	217.6	327.0	620.3	692.9	578.1	548.9	561.9
87.5°	47.6	81.2	101.7	87.7	92.0	205.7	429.8	334.5	397.3	277.1	263.1
90°	0.0	0.0	0.0	0.0	0.0	0.0	0.0	0.0	0.0	0.0	0.0

(END OF REPORT)